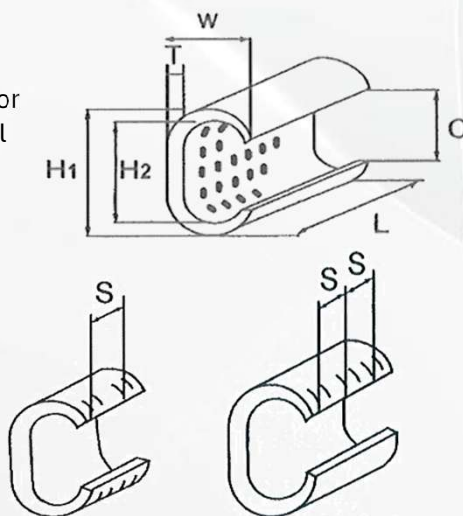


# U-LUG


## TAP-OFF CONNECTOR (C-CONNECTOR)

The range of C-CONNECTORS are manufactured in 'C' shaped copper section for connection of main and tap copper conductors.

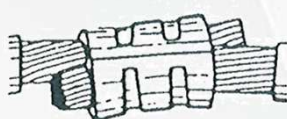
- Suitable for connecting copper conductors in both indoor and outdoor such as wiring in building or wiring in tunnel
- Tin plated to avoid rusting



Connector Size	Dimension (mm)						Installation		Total Sectional area of applicable wire
	H1	H2	W	L	T	C	# of crimps	S	
<b>T-11</b>	9.5	6.3	6.2	12.0	1.6	4.0	2	7	7.5~11mm <sup>2</sup>
<b>T-16</b>	11.8	7.8	7.8	13.0	2.0	5.0	2	8	11.5~16
<b>T-20</b>	12.8	8.4	9.7	13.0	2.9	5.1	1		14~20
<b>T-26</b>	14.7	10.2	10.9	16.0	3.2	6.5	1		21~26
<b>T-44</b>	19.0	13.4	14.4	20.0	4.0	8.5	1		27~44
<b>T-60</b>	21.0	15.4	15.1	22.0	4.0	9.7	2	11	45~60
<b>T-76</b>	24.4	17.3	17.6	22.0	5.0	10.8	2	11	61~76
<b>T-98</b>	27.8	20.8	18.8	25.0	5.0	13.8	2	11	77~98
<b>T-122</b>	29.8	22.1	21.2	26.0	5.5	13.5	2	12	99~122
<b>T-154</b>	34.0	25.7	24.4	28.0	6.0	17.0	3	8.5	123~154
<b>T-190</b>	37.0	28.5	25.4	35.0	6.0	17.4	3	10.5	155~190
<b>T-240</b>	40.0	30.2	28.5	40.0	7.0	19.0	3	13	191~240
<b>T-288</b>	44.5	34.7	31.1	45.0	7.0	22.3	3	14.5	241~288
<b>T-365</b>	47.5	37.7	34.0	50.0	7.0	24.8	3	16	289~365
<b>T-450</b>	57.0	42.5	41.0	60.0	10.0	28.0	3	18.5	366~450
<b>T-560</b>	62.0	46.0	45.0	65.0	11.0	31.0	3	20	451~560
<b>T-700</b>	68.0	51.0	49.5	70.0	12.0	34.0	3	21	561~700



Branch connection



Parallel connection

