



High Impact Hexagonal Plugs for Ex e Applications

7 joule

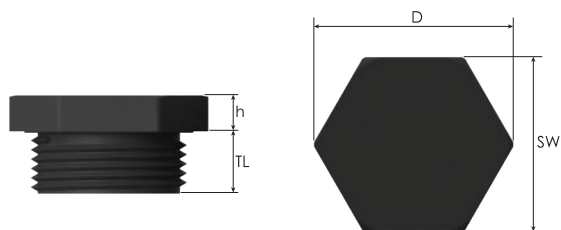
HI-DRACO High Impact



Technical Details		
Material	Body	PA 6 (Polyamide 6)
	O-ring	CR (Chloroprene), Silicone
Ingress Protection Rating	IP 68 - 5 Bar, 30 min IP 66	
Operating Temperature	O-ring Material	
	CR (Chloroprene)	Silicone
Ex eb/tb / Ex tb / Ex-i	-40°C to +70°C -60°C to +70°C	
Equipment For	<ul style="list-style-type: none"> Gas & Dust potentially explosive atmospheres. Cable glands should be also used for intrinsically safe circuits Ex-i. These cable glands shall have a light blue colored lock nut. The symbol "I" will be added beside of the "HITP" for order processing. 	
Suitable for use in	Group II	Gas Group IIC ZONE1/ZONE2
	Group III	Dust Group IIIC ZONE21/ZONE 22
Equipment Marking	Ex II 2GD Ex eb IIC Gb Ex tb IIIC Db	
Marking Example *	BMD HITP-X... CE 0722 II 2GD Ex eb IIC Gb Ex tb IIIC Db IP66/68 Ta -40°C to +70°C IMQ 13 ATEX 010X IECEx IMQ 13.0003X	
Impact Test Result	7J	
Thread Type	<ul style="list-style-type: none"> Metric (M) ISO Pitch 1,5 NPT (N) ANSI ASME B1.20.1 	
Accessories	<ul style="list-style-type: none"> Lock nuts Gaskets (Washers) 	
Remarks	<ul style="list-style-type: none"> We recommend the use of locknuts and gaskets to ensure IP rating for rough surfaces or through holes. Accessories must be ordered separately. 	
Approvals	Certificate Number	Standards
	IMQ 13 ATEX 010X	EN 60079-0:2012 + A11:2013 EN 60079-7:2015 EN 60079-31:2014
	IECEx IMQ 13.0003X	IEC 60079-0:2011 Edition:6 IEC 60079-31:2013 Edition:2 IEC 60079-7:2006 Edition: 4
		ISO 4892-2
	№ TC RU C-TR.AA87.B.00941	FOCT 31610.0-2014 FOCT IEC 60079-1:2013 FOCT IEC 60079-31:2013
	DNV 12.0051 X	ABNT NBR IEC 60079-0:2013 ABNT NBR IEC 60079-7:2008 ABNT NBR IEC 60079-31:2011
	E-14045	IEC/EN60079-0 IEC/EN60079-7 IEC/EN60079-31 IEC/EN 62444
-For more information see our webpage.		
* The standard marking consists ATEX & IECEx only. Marking acc. to other standards on request.		



Order Coding			
Part Number	-	Gasket (Washer)	Lock Nut
Mandatory	-	Option	Option
See table	-	WC Chloroprene WF Fiber WS Silicone	L Lock nut
*Part number for blue cap is HITPI-...			
Example			
HITP-X02	-	WC	L
*HITPI-X02	-		



HI-DRACO

Polyamide High Impact Hexagonal Plugs for Ex e Applications

Thread Type METRIC acc. to ISO 965-3					
Outer Thread Size (Male)	Outer Thread Length	Spanner Width	Outer Ø	Height	Part Number
	TL mm				
M12x1,5	10,0	15	17,0	5,0	HITP-X02
M16x1,5	11,0	19	22,0	4,3	HITP-X01
	15,0	19	22,0	4,3	HITP-X01HL
M20x1,5	11,0	23	26,0	6,0	HITP-X1
	15,0	23	26,0	6,0	HITP-X1HL
M25x1,5	10,0	28	32,0	5,8	HITP-X2
	15,0	28	32,0	5,8	HITP-X2HL
M32x1,5	15,0	36	41,5	7,8	HITP-X3
M40x1,5	18,0	46	53,0	8,5	HITP-X4
M50x1,5	18,0	55	63,5	9,5	HITP-X5
M63x1,5	18,0	69	79,5	9,5	HITP-X6

Thread Type NPT acc. to ANSI ASME B1.20.1					
Outer Thread Size (Male)	Outer Thread Length	Spanner Width	Outer Ø	Height	Part Number
	TL mm				
NPT 1/2"	15,0	23	26,0	6,0	HITN-X1HL
NPT 3/4"	15,0	28	32,0	5,8	HITN-X2HL
NPT 1"	15,0	36	41,0	7,8	HITN-X3

See Example "A" for IP protection degree and clamping note:

The plugs Ex e II can be used with circuits Ex i. These cable glands should have a lock nut painted **light blue**. The plugs must be supplied with the flat washer for IP protection degree.

