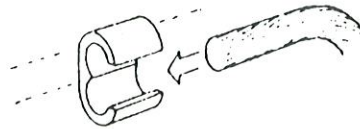



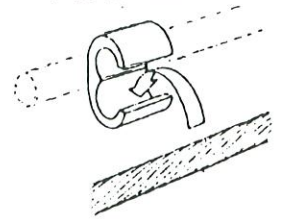
DIE SET FOR BRANCH CONNECTORS (C-CONNECTOR)

DIE NO	DIE NO	DIE NO	TRANSVERSE FEED	FRONT FEED
T1801	T58 20	T30 20	6 >-----< 10	10 >-----< 6
	(20/26) T58 26	T30 26	16 >-----< 10	10 >-----< 16
T1802	T58 44	T30 44	25 >-----< 16	16 >-----< 25
	(44/60) T58 60	T30 60	35 >-----< 25	25 >-----< 35
T1803	T58 76	T30 76	50 >-----< 25	25 >-----< 35
	(76/98) T58 98	T30 98	70 >-----< 35	50 >-----< 70
T1805(122)	T58 122	T30 122	95 >-----< 35	70 >-----< 50
		T30 154	120 >-----< 35	95 >-----< 50
		T30 240	150 >-----< 70	120 >-----< 95
		T30 300	185 >-----< 95	150 >-----< 25
		T30 365	240 >-----< 120	

Transverse feed




Front feed



T18 TYPE
FOR THX-185 THX-185H
KH-185 EP-185



T30 TYPE
FOR TP-400 TP-300
TP-240 TP-400H TP-300H
TP-240H TP-800H
EP-400, EP-300, EP-250



T58 TYPE
FOR TP-58A, TP-58FR, EP-58

DIE SET FOR H-TAP CONNECTORS (FOR TAIWAN ELECTRICITY)

DIE NO	
U-BG	#6 - #8
U-O	#2 >-----< #6 #6 >-----< #6
U-D	2/0 >-----< #/2 4/0 >-----< 4/0
U-D3	250 >-----< 2/0 2/0 >-----< #/4
U-N	4/0 >-----< 2/0 477 >-----< 477

DIE SET FOR SLEEVE COPPER (FOR TAIWAN ELECTRICITY)

DIE NO	
U 25RT	1/0 CU
U 1CRT	#1 CU
U 26RT	2/0 CU
U 27RT	#1 CU
U 29RT	250 MCM
U 34RT	500 MCM



U30 TYPE
FOR TP-400 TP-300 TP-240
TP-400H TP-300H TP-240H
TP-800H, TP-413, TP-413H
EP-400, EP-300, EP-250

DIE SET FOR INSULATED TERMINALS AND CONNECTORS

DIE NO.	FEMALE ♀	DIE NO.	MALE ♂
IS 1801	10/16	IS 1810	10
IS 1802	25	IS 1816	16
IS 1803	35	IS 1825	25
IS 1804	50	IS 1835	35
		IS 1850	50

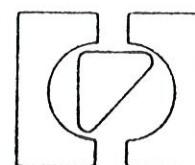
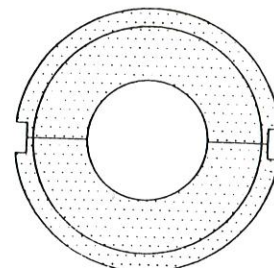


INS TYPE
FOR THX-185, THX-185H
KH-185, RHX-185, EP-185

PREROUNDING DIES

FOR SECTOR-SHAPED AL AND CU CONDUCT

PR30 TYPE		PR35 TYPE		PR58 TYPE		PR18 TYPE	
DIE NO		DIE NO		DIE NO		DIE NO	
		PR 3510	CU 10	PR 5810	CU 10	PR 1801	CU 10/185
PR 3016	CU 16	PR 3516	CU 16	PR 5816	CU 16	PR 1802	CU 16/25
PR 3025	CU 25	PR 3525	CU 25	PR 5825	CU 25	PR 1803	CU 35/50
PR 3035	CU 35	PR 3535	CU 35	PR 5835	CU 35	PR 1804	CU 70/95
PR 3050	CU 50	PR 3550	CU 50	PR 5850	CU 50	PR 1805	CU 120/150
PR 3070	CU 70	PR 3570	CU 70	PR 5870	CU 70		
PR 3095	CU 95	PR 3595	CU 95	PR 5895	CU 95		
PR 30120	CU 120	PR 35120	CU 120	PR 58120	CU 120		
PR 30150	CU 150	PR 35150	CU 150	PR 58150	CU 150		
PR 30185	CU 185	PR 35185	CU 185	PR 58185	CU 185		
PR 30240	CU 240	PR 35240	CU 240	PR 58240	CU 240		
PR 30300	CU 300	PR 35300	CU 300				
PR 30400	CU 400	PR 35400	CU 400				



PR 30 TYPE


FOR
TP-400 TP-300 TP-240
TP-630 TP-800 TP-413
TP-413H
EP-400 EP-300 EP-250



PR 30 TYPE



PR 58 TYPE
FOR
TP-58A TP-58FR



PR 18 TYPE
FOR
THX-185, THX-185H
KH-185 EP-185

PR 35 TYPE


FOR
THX-325, THX-325H
KH-325

INDENT DIES

IN 30 TYPE				IN 58 TYPE				IN 18 TYPE			
FEMALE DIE ▢		MALE DIE ▽		FEMALE DIE ▢		MALE DIE ▽		FEMALE DIE ▢		MALE DIE ▽	
IF 3010	CU 10	IM 3010	10-25	IF 5801	16-35	IM 5801	16	IF 1801	10-35	IM 1801	10-16
IF 3016	CU 16	IM 3035	35-50	IF 5802	50-70	IM 5802	25	IF 1802	50	IM 1802	25-35
IF 3025	CU 25	IM 3070	70-120	IF 5803	95-120	IM 5803	35-70	IF 1803	70	IM 1803	50-120
IF 3035	CU 35	IM 30150	150-300	IF 5804	150	IM 5804	80-150	IF 1804	95		
IF 3050	CU 50							IF 1805	120		
IF 3070	CU 70										
IF 3095	CU 95										
IF 30120	CU 120										
IF 30150	CU 150										
IF 30185	CU 185										
IF 30240	CU 240										
IF 30300	CU 300										



IN 30 TYPE
FOR
TP-400 TP-300 TP-240
TP-630 TP-800 TP-413
TP-413H EP-400 EP-300
EP-250



IN 18 TYPE
FOR
THX-185, THX-185H
KH-185, RHX-185
EP-185

IN 58 TYPE

FOR
TP-58A TP-58 FR